

Elmer Little League Safety Manual For Parents and Coaches 2023



League # 230-03-04

Elmer Little League Safety Mission

Elmer Little League recognizes the importance of safety for all of its participants. We are committed to creating the safest possible environment for participation in the activities of Elmer Little League.

Our safety efforts are connected to Little League International Baseball and Softball (ASAP), the United States Olympic Committee (SafeSport), the Centers for Disease Control & Prevention (Heads Up), and the National Alliance for Youth Sports (NYSCA).

Elmer Little League has systems in place to protect its participants from physical, emotional, sexual and other types of injury, abuse and misconduct that can be harmful to players and other participants. These safety terms shall be referred to in our league incorporation, by-laws, rules, and all other league publications to make participants, managers, coaches, and parents aware of safety procedures and policies. These include programs for volunteers, administrators, coaches, parents and players on recognizing and reducing circumstances for potential danger and abuse that can occur.

Our safety policies, practices and procedures cover game & practice activities, communications, travel, child sexual abuse, misconduct, Federal, State & Local reporting, screening and background checks, accident prevention, concession stand operations, Recognizing, Reducing and Responding to Misconduct in Sports (including protections from any retaliation or repercussions for such reporting), and how Elmer Little League and its members will monitor and supervise this program to help ensure its effectiveness.

Elmer Little League will conduct an annual survey of its safety programs and set new targets and goals for the following year. The objective is to continuously improve the program year after year.

As described more fully herein, the league will have a Coordinator whose duties will include administering and monitoring the program and being publicly available as the initial contact for persons reporting suspected abuse, misconduct or other violations, compiling information on injury and disciplinary issues and when appropriate reporting such information local authorities and/or Little League Inc.

Table of Contents

Elmer Little League Safety Mission	2
<i>Elmer Little League recognizes the importance of safety for all of its participants. We are committed to creating the safest possible environment for participation in the activities of Elmer Little League.</i>	
Table of Contents	3
Recognitions to be Incorporated in Future Editions	4
Adapted Policies	4
Non-Adapted Policies	4
• We recognize the need for constant update to and from the district level and shared communication with leagues over safety matters.....	4
Components of the Elmer Little League Safety Program	7
Procedures, Policies and Best Practices	7
<i>Play it safe: A guide for coaches and umpires.....</i>	<i>7</i>
<i>Concession Stand Safety and Operations</i>	<i>11</i>
<i>A Parent's Guide to the Little League Child Protection Program.....</i>	<i>12</i>
<i>ELMER LITTLE LEAGUE CRIMINAL BACKGROUND CHECK POLICY.....</i>	<i>15</i>
<i>ATHLETE PROTECTION POLICY.....</i>	<i>18</i>
Education and Training	22
<i>Child Abuse and Misconduct Awareness.....</i>	<i>22</i>
<i>Concussion Awareness in Youth Sports.....</i>	<i>22</i>
<i>NAYS Volunteer Coaches' Training.....</i>	<i>23</i>
2019 Elmer Little League Coaches and Volunteers	26
FORMS and POSTERS.....	27
<i>Sample Volunteer Application (Background Check Form).....</i>	<i>27</i>
<i>Coaches' Guide to Emergency Safety Procedures.....</i>	<i>28</i>
<i>Parent Communication Tips.....</i>	<i>29</i>
<i>Asthma Emergency.....</i>	<i>30</i>
<i>Kids Aren't Cargo.....</i>	<i>31</i>
<i>Don't Swing It.....</i>	<i>32</i>
<i>Drink Before You're Thirsty.....</i>	<i>33</i>
<i>Heads Up Concussion</i>	<i>34</i>
<i>Hey Coach Before You Start.....</i>	<i>35</i>
<i>Keep it Clean.....</i>	<i>36</i>
<i>Let Players Catch</i>	<i>37</i>
<i>Lightning Protection.....</i>	<i>38</i>
<i>Little League Baseball and Softball Accident Notification Form</i>	<i>39</i>

Recognitions to be Incorporated in Future Editions

Adapted Policies

- The league must submit the player registration data to the Little League Data Center in order to have an approved Safety plan.
- Each year the elected Safety Officer must register with Little League International by April 1.
- This manual is to be printed and distributed to all volunteers of the Elmer Little League. This shall also be posted on the league's website, in the concession stands and be incorporated into the by-laws.
- Elmer LL requires all volunteers complete a volunteer form annually so the league can conduct a background check. Also, all coaches must attend a mandatory safety-training clinic before coaching a team. This year's Safety Clinic was held on [Saturday, March 18, 2023.](#)
- Elmer Little League requires at least one Coach or Manager to addend First Aid training each year. This year's First-Aid Training took place on [Saturday, March 18, 2023.](#)
- This Safety Plan must be updated and submitted to Little League International each year in order to have an approved Safety Plan.
- Each year on or before the pre-season Clean-Up day the Safety Officer, Facilities Maintenance, VP of Baseball and VP of Softball shall complete the Annual Little League Facility Survey in order to find and correct facility concern. This year's facility survey was performed on [Saturday, March 18, 2023.](#)

Non-Adapted Policies

- We recognize the need for constant update to and from the district level and shared communication with leagues over safety matters.
- We recognize that the general baseball/softball rules must be implemented by manager, coaches and the umpire in chief at all times; regular season, tournament play and All-Stars, to prevent physical injury.
- We recognize that safe procedures must be encouraged to prevent mental injury as well as physical. Managers, coaches', player agents and league administrators play an important role with the mental anxieties that a child may demonstrate because of play time or "benching".
- We recognize immediate record keeping is tantamount to show that injuries are appropriately filed and efficiently relayed to parties concerned with prompt resolution when necessary. We will respond ASAP by making phone numbers available to managers and coaches so that an injured child or adults' needs can be quickly met.
- We recognize how fortunate we are to have an ambulance and hospital within one half mile of our facilities.
- We also recognize that it is awfully difficult to cover every feature regarding safety measures.
 - Examples: How are to prevent managers and coaches from having practice on smog polluted days when the smog index is high? How are we to prevent children from playing when the suns ultra-violet rays are dangerous to a child's skin and is cancer productive?
 - Too far-fetched? Maybe so, but these types of things are scary and perhaps should be looked at in the future. Games under lights may be the answer for

either one of these natural hazards, or a preventative type of lotion that can be applied to a child's skin on particularly warm days.

- We recognize that food handled in our concession stands must be managed and distributed in a healthy way and free from potential diseases and chemicals, hazardous to one's health (food poisoning). A seminar should be conducted to alert concession volunteers about the need to achieve appropriate conduct in the management of food distribution. This should be followed up by regular onsite inspection. Plastic gloves are now used in servicing food.
- We recognize that Little League at all levels should be fun. Fun is measured in terms of a little hard work and dedication achieved through a program that targets safety. The rewards are a healthy heart and a sound mind, physically and mentally.
- We recognize the significance of privacy in regards to participant's names so that they may not be harmed in any way mentally or physically.
- We recognize the need to attempt to use or implement baseball strategies that may reduce and prevent physical injuries.
- We recognize the need to interview potential managers/coaches and to review their backgrounds to ensure qualifications exist so that participants have the best of an excellent relationship for leadership and baseball training and good sportsmanship. We recognize the need for good training programs that alert the managers/coaches not only about baseball strategies, but also aid them in responding to emergency procedures through red cross training gained by employer initiated programs or monitored by our league or district.
- We recognize that pitcher arms might be over used. We should consider rules that prevent pitchers from over pitching in the first half of a season. The idea here is to prevent arm injury and to get managers and coaches to find creative ways to minimize elbow injury by counting number of pitches or throws followed by exercise, rest and proper treatment of arm during the regular season and post.
- We recognize that ankle injuries represent a majority of injuries and that practice strategies in the form of exercises and sliding practices may detour ankle, foot, and knee injury and strengthen them at the same time. Exercise should of course occur before games and become a part of practice and a form of "warm ups".
- We recognize that some form of collaboration with school districts should be implemented to guarantee that their practice sites are improved and maintained; grass cut, dirt holes filled, broken bottles picked up, gophers eliminated and the pesticides used to eliminate them.
- We recognize that transportation to practice and games must never be taken for granted. Managers, coaches, and parents play a significant role in how, when, and where a child in our league gets to practice and games and leaves them. Majority of participants are driven to practice by parents, walk, but very few ride their bikes.

Attached are a number of ideas that have been discussed and reviewed by our board members that demonstrate our interest in safety. These ideas to some degree show concrete evidence of our exploration with the goals in keeping with the ASAP project as related to Little League. They fail to some degree because more information on safety is not attached to the event of our activity. But, as mentioned earlier, it is difficult to cover all aspects of safety in the articles themselves. We have to become better at doing this in the future. We know we can because safety should always be reviewed and re-evaluated to make things safer. Activities like parades, picnics, league-sponsored activities, safe transportation by foot or vehicle to and from games or practice, need to be safely monitored.

- Always keep updated with input provided by previous safety officers with a listing of safety measurements.

- Pass out examples of drill/training/stretching guide that managers could use.
- Pass out copy of Safety Manual provided as handout at signups.
- Make sure Little League volunteer applications are used to gather background check of potential volunteers.
- Keep an advertisement on eyeglass lenses that can prevent eye injury handy.
- Follow procedures and guidelines for preparation of baseball fields at local high schools.
- List and share Elmer Little League duties of managers
- Attend Little League seminars provided by District and Regional representatives.
- Attend all coaches clinics (new and returning managers)
- Attend Safety Red Cross meetings, which our new and returning managers/coaches are required to attend with board members.
- List our local rules that cover conduct on our little league fields at Elmer Hospital and all local school districts.
- List equipment inspection procedures.
- Keep track of expense accounts on purchases of new equipment, field costs, and items related to safety that could be purchased or already have been.
- Keep lists of potential improvement of fields to make Little Leagues safer to play on.
- Supply list of board members to be called for general purposes or emergency update.
- List Salem County health safety codes. Keep posted in snack shack.
- Hand out instructions for parade participants and children.
- Children should never be transported in the back of a pick up truck.
- Post the driving speed for the park to not exceed 15 miles per hour.
- Post and hand out bulletins on Bicycle and other safety tips.
- Keep updated pictures of T-Ball, Instructional, Minor, and Major, Junior and Senior fields on file.
- Keep general liability forms handy and use as a handout for all coaches to be completed and given to league President and mailed to Williamsport.
- Put safety into every pamphlet that we publish and issue to parent, child, and coach can only increase safety awareness.
- Require a successive program of Safe Sport training for managers and coaches or any volunteer directly and repeatedly involved with activities of the children.

Components of the Elmer Little League Safety Program

Procedures, Policies and Best Practices

Play it safe: A guide for coaches and umpires

Unsafe acts are far more difficult to control than hazardous conditions. Also, they are the most challenging because they are involved almost entirely with the human element.

It has been estimated that unsafe acts account for 80% of all accidents. Assuming that every effort has been made to provide safe conditions and equipment for a player, we should look at the exposure to a player's own or someone else's unsafe acts. Finding the causes is not enough: Definite steps must be taken to counteract them.

I. Existing Safeguards

Before looking at these accident exposures and some suggestions for their control, let's look at some of the built-in safety factors that are in our favor.

1. It is obvious that non-contact sport such as baseball and track produce far fewer accidental injuries than contact sports like football and hockey.
2. Furthermore 9 and 10-year-old Little League children have fewer accidents than the 11 and 12-year-olds. There are probably a number of factors that account for this difference, such as:
 - (a) The ball is neither batted nor thrown as hard by the younger players as by older ones.
 - (b) Nine and 10-year-olds do not put in as much time playing ball as the older players.

With proper instruction and drill work, it is expected that younger players will develop protective skills that will see them through the more competitive age levels of the game.

II. Attitude

1. Good sportsmanship and courtesy, which are necessary for harmonious and safe environment, can be taught best through the good example set by all adults on and off the field
2. Your most effective tool to inspire an attitude of self-confidence is the use of PRAISE and RECOGNITION. Of course, this must be given when deserved; so, as not to be cheapened by too much repetition.
3. A constructive attitude by both coaches and parents is the best-recommended approach for all training techniques. It is emphasized that good training is the most effective weapon against accidents.

III. Tryouts and/or Grading Player Skills

To reduce the chances of accidents to inexperienced beginners, tryouts and/or grading player skills should be guided by the following:

1. Player should be scheduled to report for tryouts by age groups. This will not only give the younger applicants more confidence but will reduce their exposure to the harder play of older participants.
2. Since a youngster's lack of ability to handle a ball is the most likely way for the players to get hurt, a test should be made first with some short underhand throws or batted balls.
3. Running should not be observed by checking time and form on a dash from home to first base. Group racing does not exhibit true potential as a runner and could result in a pile up.
4. It is better to single out a particularly awkward and less skilled player for extra attention and safe placement than to ignore flaws. What may be an unsafe situation is often made worse by not acknowledging it.
5. The same principle of taking precautions to protect untried beginner dictates the use of great care in

delivering a pitched ball to a potential batter. It may be that player's first experience.

IV. Warm Up

Warming up before a practice session is a means of safeguarding youngsters from poor physical conditioning and a lack of limbering up. Use of the term "warming-up drills," in connection with unsafe acts, refers to ball handling practice rather than calisthenics. This involves a serious accident exposure to misdirected balls. The following will reduce the danger of being struck by a misdirected ball:

1. All unauthorized people should remain off the field during drills.
2. After the number of targets has been reduced to minimum, one of the best preventive measures is to stress that the eye must be kept on the ball. This safe practice should be drilled into both adults and youngsters so continuously that it becomes a reflex action.
3. Another danger from misdirected balls is the exposure of inexperienced batters to wild pitchers. The use of batter's helmets is a must. However, it does not justify permitting a potential pitcher throwing to an inexperienced batter until control is demonstrated.
4. The danger of being struck by a ball can be further minimized by the following plan:
 - (a) Throwing and catching drills should be set up with players in two lines facing one another.
 - (b) Random throwing should be permitted only to designated players.

V. Safe Ball Handling

1. Misjudging the flight of a batted ball may be corrected by drilling with fly falls, which begin easy and made more difficult as a player's judgment and skill improves
2. In addition to a player never losing sight of a ball from the time it leaves the bat, the player should keep the glove positioned and the body relaxed.
3. An infielder can best be protected by an aggressive shortstop fielding play by always keeping the "nose pointed at the ball" and the eyes glued on it. Also, if moving forward, the player is in a better position to make a throw.

VI. Collisions

Collisions result in more injuries than most other types of accidents. They are usually caused by errors of judgment or lack of teamwork between fielders. It is particularly important when players are chasing high fly balls. Once the zones are established, play situation drills should be held until these zones and patterns become familiar to the players. The responsible player should call out the intentions in a loud voice to warn others away. Here are some general rules to follow:

1. The fielder at third base should catch all balls that are reachable and are hit between third base and the catcher.
2. The fielder at first base should catch all balls reachable that are hit between second and the catcher.
3. The shortstop should call all balls reachable that are hit behind third base.
4. The fielder at second base should catch all balls reachable that are hit behind first.
5. The shortstop has the responsibility for fly balls hit in the center of the diamond and in the area of second base. Since the glove is on the left hand it is easier for the shortstop than the fielder at second to catch fly balls over second base.
6. The centerfielder has the right of way in the outfield and should catch all balls which are reachable another player should take the ball if it is seen that is not reachable by the centerfielder.
7. Outfielders should have priority over infielders for fly balls hit between them.
8. Priorities are not so easy to establish on ground balls, but most managers expect their base player to field all ground balls they can reach, such as, cutting in front of the shortstop on slow hit grounders.
9. The catcher is expected to field all topped and bunted balls that can be reached except when there is a force play or squeeze play at home plate.

VII. Retrieving Balls

Balls that go out of the park should be retrieved by persons who have been specifically assigned to that duty.

VIII. Keep Grounds Clear

Another duty that should be given in turn to alert substitute players is the picking up of bats and proper placement in the rack. The clearing up of other loose playing equipment should be included in this assignment.

IX. Sliding safety

1. Long grass has been found to be better than sand or sawdust pit to teach sliding.
2. The base must not be anchored down.
3. Sliding pads are recommended.
4. The player should make approach at half speed and keep constantly in mind that their hands and feet should be in the air. Once committed to slide, the player must not change strategy. Last minute hesitation causes most sliding injuries.
5. Tennis shoes are suggested for beginning sliding and tagging practice to avoid injury to the defensive player.
6. If the ground along the baselines becomes soft on a rainy day, such weather offers an excellent opportunity to have sliding drills.
7. It should be kept in mind that headfirst sliding is not recommended except when returning to a base.

X. Batter Safety

A batter's greatest exposure to an accident is from the unsafe acts of others, namely wild pitchers, which account of a major portion of all accidents. Again, the best defense is a concentration on the ball. Since the danger is increased as pitchers learn to throw with greater force and as more games are played, it is doubly important to take whatever counters measures necessary to offset this exposure.

1. A well fitted, NOCSAE approved helmet is the first requirement.
2. The development of the novice batter's ability to take evasive action can improve by getting the player to relax and concentrate on the ball. Players with slow reflexes can also be helped by simulated batting and ducking practice with a tennis ball
3. The unsportsmanlike practice of crowding the plate or jumping around to rattle pitcher must not be tolerated. This could endanger the batter if it causes the pitcher to lose control. Umpires should stop such actions.
4. Painful hand (and finger) injuries can be reduced by making sure the batter holds the bat correctly when bunting. Youngsters have a tendency to lean too far over the plate and not keep the ball well out toward the end of the bat. This should be corrected.
5. When the batter becomes a base runner, that player should be taught to run outside the foul lines when going from home plate to first and from third to home, to reduce the chance of being hit by a thrown ball.

XI. Safe Handling of Bats

A review of the batter's potential for causing injuries to others points up the following:

1. The most easily prevented type of accident is the too frequent fault of beginners throwing the bat while running to first base. This unthinking act may be corrected through individual instruction to drop the bat safely by:
 - (a) Having the player hand the bat to the coach will serve as a reminder before each ball is pitched.
 - (b) Having the player drop the bat in a marked-off circle near where running starts.

- (c) Counting the player “out” in practice whenever the player fails to drop the bat correctly.
- (d) Providing bats with grips that are not slippery.
- 2. Coaches and umpires should be on the alert to correct batters that have a tendency to step into the catcher as they swing.

XII. A Dangerous Weapon

We use this heading to note the seriousness of an accident exposure that may sound impossible but one, which has caused several very serious accidents on several occasions. The preceding precautions apply to the actions of individuals who should have control over the bat they are using. A more serious injury is waiting for the youngster who unconsciously walks into the swing of the coach’s bat when the coach is hitting flies, or the equally unwary player who walks into the swing of another player. These situations demonstrate the need for everyone to become safety-minded, not only for their own good but also for the safety of others. The following precautions are suggested:

1. The player, usually a catcher, assigned to catching balls for the coach hitting flies should be given the specific assignment of warning away anyone who comes too close.
2. All players and adults should be trained to walk around batters practicing their swings whether an on-deck circle is in use or not. The ingrained safety habit of keeping clear may save someone a painful injury.

XIII. Catcher Safety

The catcher, as might be expected from the amount of action involved has more accidents than any other player. Assuming that the catcher is wearing the required protection the greatest exposure is to the ungloved hand. The catcher must learn to:

- (a) Keep it relaxed.
- (b) Always have the back of the throwing hand toward the pitcher when in position to catch.
- (c) Hold all fingers in a cupped position near the mitt, ready to trap -the ball and throw it.
- (d) The catcher should also be taught to throw the mask and catcher’s helmet in the direction opposite the approach in going for a high fly.

As the catcher learns to play this difficult position, a good habit is to keep a safe distance back from the swinging bat. Estimate this as one foot farther from the batter than the ends of the outstretched fingers.

XIV. General Inattention

Boredom is an underlying accident cause with which we must deal. This situation can be partly offset by using idle time to practice basics of skillful and safe play, such as:

1. Idle fielders should be encouraged to “talk it up.” Plenty of chatter encourages hustle and enthusiasm.
2. Players waiting for a game or practice to start can pair off and play catch to improve their basic eye-on-the ball technique.
3. Practice should include plenty of variety in the drill work.
4. Put a time limit on each drill and do not hold the total practice for more than two hours, or less if interest begins to lag.

XV. Control of Horseplay

Team play requires 100% cooperation among all players and good sportsmanship demands courtesy to opposing players. If show-offs and smart-alecks cannot find sufficient outlet for their high spirits in the game, quick and impartial disciplinary action must be taken.

Concession Stand Safety and Operations

Concession Stand Safety

- No one under 16-years-old is permitted in the stand at any time.
- There must be at least one adult present in the stand at all times.
- All workers must receive a safety briefing before working for the first time.

Concession Stand Operations

Team Parents are responsible for opening and closing of the concession stand for each home game.

Each team parent will be issued a concession stand key, which is not to be duplicated or given to anyone else.

- No one under 16-years-old is permitted in the stand at any time.
- There must be at least one adult present in the stand at all times.
- All workers must receive a safety briefing from team parent before working for the first time.

Opening Procedure:

1. Arrive 30-minutes prior to the game to let workers in.
2. Turn hot dog machine on (setting 4)
3. Turn fryer on and set to 350 degrees.
4. Turn cheese warmer on (switch is on rear). Set temperature at medium to high. Ensure ½ inch of water is in bottom of warmer. Place cheese pot into machine. Place pump on the top of the machine.

Closing procedure

If there is not a game directly following your game:

1. Ensure workers have cleaned utensils, fryer baskets, microwave, hot dog rack and countertops.
2. The cheese pot should be covered and placed in the refrigerator. The pump must be cleaned by pumping hot water through it in the sink.
3. Ensure all food has been properly stored.
4. Ensure beverages have been replenished enough for next game.
5. Ensure machinery is turned off.

After ALL games, even if there is a game following yours:

1. Count the money drawer.
2. Leave the following in the drawer: 1 - \$10; 4-\$5's; 20-\$1's; All coins
3. Count the remaining bills in the drawer.
4. Place money in envelope and seal.
5. Write amount, date and your & team name on envelope.
6. Place envelope in safe through the slot. Softball place in safe at Rotary field.
7. Bag trash and place in outside trash cans

Coverage of the Stand

The "Team Parent" should train fellow parents on how to manage the stands during and after the games. Each parent on the team should be assigned a game to cover.

If volunteers do not work and the stand does not open, the home team automatically forfeits the game.

For more information or to report issues related to the concessions stands, contact:

April Thomas, Concession Stand Coordinator
(302) 598-0662 or travlmom@hotmail.com

A Parent's Guide to the Little League Child Protection Program

Elmer LL requires all volunteers complete a volunteer form annually so the league can conduct a background check. Also, all coaches must attend a mandatory safety-training clinic before coaching a team.

Introduction

The backbone of Little League Baseball is the adult volunteer. One million strong, it is this corps of dedicated people who coach the teams, umpire the games, work in the concession stands, serve on the local board of directors, and serve at the District level. These people, who live in every U.S. state and more than 100 other countries, make Little League the world's largest and most respected youth sports organization.

We know that the greatest treasure we have is a child. As adults, we must ensure that these young people are able to grow up happy, healthy and, above all, safe. Whether they are our children, or the children of others, each of us has a responsibility to protect them.

The Little League Child Protection Program seeks to educate children and volunteers in ways to prevent child abusers from becoming involved in the local league. Part of that education has been to assist local Little League volunteers in finding effective and inexpensive ways to conduct background checks.

Little League regulations now say: "No local league shall permit any person to participate in any manner, whose background check reveals a conviction for any crime involving or against a minor." (Reg. I [c] 9.)

Background checks were optional until the 2003 season. Recent advances in computer technology – allowing greater access to public records – make it possible for background checks (at a minimum, to see if an individual is a registered sex offender in a given state) to be conducted in every U.S. state

Local Little League programs are now **required** to annually conduct a background check of Managers, Coaches, Board of Directors members and any other persons, volunteers or hired workers, who provide regular service to the league and/or have repetitive access to, or contact with, players or teams. (Reg. I [b], Reg. I [c] 9.) The purpose of these background checks is, first and foremost, to protect children. Second, they maintain Little League as a hostile environment for those who would seek to harm children. Third, they will help to protect individuals and leagues from possible loss of personal or league assets because of litigation.

What Can Parents Do?

Most children have been warned about the dangers of talking to strangers. But, for many children, sexual molestation is committed by someone they know.

In fact, 80 to 85 percent of all sexual abuse cases in the U.S. are committed by an individual familiar to the victim, according to statistics compiled by Big Brothers & Big Sisters of America. The truth is, child sex offenders can come from every background, every occupation, every race, and every level of education. They may be married, and they may have children of their own. It is dangerous to believe that the only threat is the stranger in a long raincoat, lurking behind a tree. In fact, the promotion of this myth may contribute to the problem.

Sometimes, a child who is molested by a known and "trusted" person will feel so guilty about not

reacting the “right” way that he or she never reports the problem. Sadly, we have all seen too many reports in which teachers, police officers, clergy, youth sports volunteers, etc., trusted by all, have violated that trust and molested children in their care. Of course, this must never be tolerated in Little League or anywhere else.

In many of these situations, the young victims are actually seduced, sometimes over a period of months or even years. The child’s family is lulled into believing the unusual attention being lavished is a bond of friendship between the adult and the child. In fact, the adult abuser often uses gifts, trips, attention and affection as part of a courtship process. Sometimes, the courtship process extends to the child’s parent(s), but the real target is the child.

Often, but not always, the victim of this type of child sex offender is the child of a single parent. In these cases, the single parent sees the child’s adult friend as a surrogate parent – a Godsend. The very opposite is true.

Two good rules of thumb for all local Little Leagues and parents

1. Generally, a person involved in a local Little League program should not put himself or herself in a one-on-one situation involving a child who is not their own. Of course, some isolated situations may arise where one-on-one situations could take place. However, a one-on-one situation should not be actively *sought out* by the adult, and should not be an ongoing occurrence.
2. Generally, a person involved in a local Little League program should not provide unwarranted gifts, trips, attention and affection to individual children who are not their own. The key word is *unwarranted*.

Warning Signs of a Seducer

While it remains important to teach young children about the dangers of accepting items from strangers, or talking to them, we should all beware of the danger posed by the “seducer-type” child sex offender.

Each of the individual signs below means very little. Taken as a group, however, the signs ***MAY*** point to this type of child sex offender, and should be applied to anyone who has repetitive access to, or contact with, children. Provides unwarranted gifts, trips, affection and attention to a specific child or small group of children

- Seeks access to children
- Gets along with children better than adults
- “Hangs around” children more than adults
- Has items at home or in vehicle specifically appealing to children, such as posters, music, videos, toys, and even alcohol or drugs
- Displays excessive interest in children (may include inviting children on camping trips or sleepovers)
- Single, over 25 years old (but could be married, sometimes as a “cover,” and could be any age)
- Photographs or videotapes children specifically
- Lives alone, or with parents
- Refers to children as objects (“angel,” “pure,” “innocent,” etc.)
- Manipulates children easily

Again, each of these items, by themselves, is relatively meaningless. Taken together, however, they may indicate a problem.

What to Watch For in Your Child

We've seen the signs that could point to a child sex offender, but what about the signs a child might display when he or she has been sexually abused or exploited?

Some of these symptoms may be present in a child who has been or is being sexually abused, when such symptoms are not otherwise explainable: sudden mood swings, excessive crying, withdrawal, nightmares, bed-wetting, rebellious behavior, fear of particular people or places, infantile behavior, aggressive behavior, and physical signs such as pain, itch, bleeding, fluid or rawness in private areas.

Getting More Information

These items are meant solely as a general guide, and should not be used as the only means for rooting out child sex offenders. Parents can access more information on child abuse through the National Center for Missing and Exploited Children (a nonprofit organization founded by John Walsh, <http://www.missingkids.com/>) and the National Clearinghouse on Child Abuse and Neglect, <http://www.childwelfare.gov/>

How to Report Suspected Child Maltreatment

If you suspect a child is being maltreated, or if you are a child who is being mistreated, call: 1-800-4-A-CHILD (1-800- 422-4453) or NJ Child Abuse Hotline (State Central Registry) 1-877 NJ ABUSE (1-877-652-2873). These hotlines are available 24 hours a day, seven days a week.

Talk to Your Kids; Listen to Your Kids

It is important that you, as a parent, talk frankly to your children. If a child reports sexual abuse, statistics show he or she is probably telling the truth.

Unfortunately, the sexually molested child often sees himself or herself as the one "at fault" for allowing abuse to happen. Your children **MUST** know that they can come to you with this information, and that you will support them, love them, and *believe* them.

If there is an allegation of sexual abuse of a minor, the crime should be reported immediately. These criminals who steal childhood **MUST BE STOPPED**.

ELMER LITTLE LEAGUE CRIMINAL BACKGROUND CHECK POLICY

All applicants will be asked to undergo a criminal background check that complies with the Fair Credit Reporting Act before providing services for Elmer Little League. Through this criminal background check, Elmer Little League will utilize reasonable efforts to ascertain past criminal history of an applicant.

PROCESS

The Little League Volunteer Application (criminal background check consent and waiver release) and a photostatic copy of the applicant's government-issued driver's license must be submitted and the applicant cleared before he or she may perform services for Elmer Little League.

On receipt of the Little League Volunteer Application (and a photostatic copy of the applicant's government-issued driver's license), Elmer Little League will request that its vendor perform the criminal background check. As part of its criminal background check, Elmer Little League will, at a minimum and without limitation:

1. Perform a national search of state criminal repositories;
2. Perform a search of state sexual offender registries; and
3. Verify a person's identification against his or her social security number or other personal identifier.

POTENTIALLY DISQUALIFYING FACTORS

Criminal History

Elmer Little League will use a criminal background check to gather information about an applicant's prior criminal history. The information revealed by the criminal background check may disqualify an applicant from serving as a staff member, contractor and/or volunteer.

Information that could disqualify an applicant includes, but is not limited to, arrests, pleas of no contest and criminal convictions—especially if the underlying criminal behavior involved sex or violence.

Pending Court Cases

No decision will be made on an individual's eligibility for work as a new staff member, contractor and/or volunteer if they have a pending court case for any of the potentially disqualifying offenses until the pending case concludes. If, however, during the case's pendency, the organization undertakes an independent investigation and conducts a hearing, any determination may be used to disqualify the individual.

Full Disclosure

Each applicant has the affirmative duty to disclose his or her criminal history. Failing to disclose or intentionally misrepresenting an arrest plea or conviction history in an application or any other information provided by an applicant during the screening process is grounds for employment, volunteer and/or membership revocation or restriction, regardless of when the offense is discovered.

- If an applicant (1) is arrested, (2) pleas or (3) is convicted of a crime other than a traffic offense during the screening process, the applicant is required to disclose such information immediately.
- In the event a person is serving as a staff member, contractor or volunteer and (1) is arrested; (2) pleads to; or (3) is convicted after the completion of the screening process, he or she has an affirmative duty to disclose such information immediately to his or her supervisor or CLUB administrator.

- Any applicant who has been banned by another sport organization, as temporarily or permanently ineligible, must self-disclose this information. A failure to disclose is a basis for disqualification for potential applicants.

FINDINGS

Notice of findings will be provided to:

1. The designated contact of Elmer Little League that submitted the application (i.e., the Safety Coordinator);
2. The president of the Elmer Little League;
3. The applicant; and
4. Other designated officials, where necessary to protect the safety of minors or to comply with applicable law.

ELMER LITTLE LEAGUE's criminal background check report will return a "red light" or "green light" score. A green light score means that the background check vendor located no records that would disqualify the applicant. A green light score, however, is not a certification of safety or permission to bypass other screening efforts. Other disqualifying factors may exist, and can be revealed through an interview, reference checks, and a completed application.

A red light finding means the criminal background check revealed criminal records, which suggest the applicant "does not meet the criteria" and is not suitable for organization employment or volunteer assignment. Individuals who are subject to disqualification under a "red light" finding may challenge the accuracy of the reported information reported by the criminal background check vendor.

OPTION ONE: Appeal to Organization

- If an individual receives a red light finding and wants to contest Elmer Little League's decision not to accept his or her application based on the red light finding, the individual may request a hearing before Elmer Little League's Review Panel.
- The Review Panel will consist of the Baseball or Softball Vice President, Safety Coordinator and a General Member.
- The Review Panel will communicate its finding to the individual and the Board. If the individual disagrees with the finding of the Review Panel, he or she may request an appeal with President and District Administrator (APPEAL BODY). A decision rendered by the APPEAL BODY shall be final and binding on all parties.

DISCRETION

If any discretion is exercised in the application of this policy, it shall be exercised in a uniform manner so that substantially similar convictions and circumstances result in substantially similar treatment of applicants.

OPTION TWO: Appeal to Criminal Background Check Vendor

- Any disqualified individual has the right to dispute the findings of the criminal background check directly with the Elmer Little League's approved Criminal Background Check Vendor.
- A disqualified individual may not appeal the automatic disqualification or the results of the findings of the criminal background check vendor to the LOCAL/REGIONAL/NATIONAL CLUB. Each LOCAL/REGIONAL CLUB is required by the policy to accept the findings of the approved criminal background check vendor.
- Individuals automatically disqualified are excluded from participation in any CLUB sanctioned

events and/or activities.

FREQUENCY OF CRIMINAL BACKGROUND CHECKS

Criminal background checks will be refreshed every year or as otherwise required by law, for staff members and/or volunteers who are 18 years of age or older and perform services for Elmer Little League.

AFFIRMATIVE DUTY TO DISCLOSE

If, during the course of employment or participation in Elmer Little League's program, a staff member or volunteer is accused, arrested, indicted or convicted of a criminal offense against a child, it is the duty and responsibility of the staff member or volunteer to notify an immediate supervisor, an Elmer Little League administrator or a member of Elmer Little League's Participant Safety Committee.

OTHER POTENTIALLY DISQUALIFYING FACTORS

Even if an applicant passes a criminal background check, other factors may disqualify an applicant. An individual may be disqualified and prohibited from providing services for Elmer Little League if the individual has:

- Been held liable for civil penalties or damages involving sexual or physical abuse of a minor;
- Been subject to any court order involving any sexual or physical abuse of a minor, including but not limited to domestic order or protection;
- A history with another organization (employment, volunteer, etc.) of complaints of sexual or physical abuse of minors;
- Resigned, been terminated or been asked to resign from a position (paid or unpaid) due to complaint(s) of sexual or physical abuse of minors;
- A history of other behavior that indicates they may be a danger to participants in Elmer Little League; or
- Not met the job requirements.

REVIEW OF DISQUALIFIERS

Elmer Little League will review its disqualifiers every two years or as otherwise required or modified by law.

RECORDS

Records are secured onsite for a period indicated by applicable law or until the applicant is no longer affiliated with Elmer Little League, whichever date is later.

ATHLETE PROTECTION POLICY

COMMITMENT TO SAFETY

Overview

In the event that any staff member or volunteer observes inappropriate behaviors (i.e., policy violations), suspected physical or sexual abuse, or misconduct, it is the personal responsibility of each staff member and volunteer to immediately report his or her observations to an immediate supervisor, an Elmer Little League administrator or a member of the Safety Committee. Elmer Little League is committed to creating a safe and positive environment for athletes' physical, emotional and social development and to ensuring that it promotes an environment free of misconduct.

Staff members and volunteers should not attempt to evaluate the credibility or validity of child physical or sexual abuse allegations as a condition for reporting to appropriate law enforcement authorities. Instead, it is the responsibility of each staff member and volunteer to immediately report suspicions or allegations of child physical or sexual abuse to an immediate supervisor, ORGANIZATION administrator or a member of Elmer Little League's Safety Committee. Complaints and allegations will be addressed under Elmer Little League's Disciplinary Rules and Procedure.

Elmer Little League recognizes that the process for training and motivating athletes will vary with each coach and athlete, but it is nevertheless important for everyone involved in sport to support the use of motivational and training methods that avoid misconduct.

This Policy applies to:

- Staff members and volunteers
- Elmer Little League's athletes and participants

Staff members, volunteers, athletes and participants shall refrain from all forms of misconduct, which include:

- Bullying
- Harassment
- Hazing
- Emotional misconduct
- Physical misconduct
- Sexual misconduct, including child sexual abuse

PROHIBITED CONDUCT

Child Sexual Abuse

1. Any sexual activity with a child where consent is not or cannot be given. This includes sexual contact with a child that is accomplished by deception, manipulation, force or threat of force, regardless of the age of the participants, and all sexual interactions between an adult and a child, regardless of whether there is deception or the child understands the sexual nature of the activity.

Note concerning peer-to-peer child sexual abuse: Sexual contact between minors also can be abusive. Whether or not a sexual interaction between children constitutes child sexual abuse turns on the

existence of an aggressor, the age difference between the children, and/or whether there is an imbalance of power and/or intellectual capabilities.

2. Any act or conduct described as child sexual abuse under federal or state law.

Exception

None

Examples

Sexually abusive acts may include sexual penetration; sexual touching or non-contact sexual acts such as verbal acts, sexually suggestive electronic or written communications, exposure or voyeurism.

Emotional Misconduct

1. A pattern of deliberate, non-contact behavior that has the potential to cause emotional or psychological harm to an athlete. Non-contact behaviors include:
 - a. verbal acts
 - b. physical acts
 - c. acts that deny attention or support
2. Any act or conduct described as emotional abuse or misconduct under federal or state law (e.g. child abuse, child neglect).

Exception

Emotional misconduct does not include professionally accepted coaching methods of skill enhancement, physical conditioning, team building, discipline or improving athletic performance.

Examples

Examples of emotional misconduct prohibited by this policy include, without limitation:

1. Verbal Acts. A pattern of verbal behaviors that (a) attack an athlete personally (e.g., calling them worthless, fat or disgusting) or (b) repeatedly and excessively yelling at a particular participant or participants in a manner that serves no productive training or motivational purpose.
2. Physical Acts. A pattern of physically aggressive behaviors, such as (a) throwing sport equipment, water bottles or chairs at, or in the presence of, participants; or (b) punching walls, windows or other objects.
3. Acts that Deny Attention and Support. A pattern of (a) ignoring an athlete for extended periods of time or (b) routinely or arbitrarily excluding participants from practice.

Note: Bullying, harassment, and hazing, defined below, often involve some form of emotional misconduct.

Physical Misconduct

1. Contact or non-contact conduct that results in, or reasonably threaten to, cause physical harm to an athlete or other sport participants; or
2. Any act or conduct described as physical abuse or misconduct under federal or state law (e.g. child abuse, child neglect, assault).

Exceptions

Physical misconduct does not include professionally-accepted coaching methods of skill enhancement, physical conditioning, team building, appropriate discipline or improving athlete performance. For

example, hitting, punching, and kicking are well-regulated forms of contact in combat sports, but have no place in swimming.

Examples

Examples of physical misconduct prohibited by this Policy include, without limitation:

1. Contact offenses. Behaviors that include:
 - a. Punching, beating, biting, striking, choking or slapping an athlete;
 - b. Intentionally hitting an athlete with objects or sporting equipment;
 - c. Providing alcohol to an athlete under the legal drinking age (under U.S. law);
 - d. Providing illegal drugs or non-prescribed medications to any athlete;
 - e. Encouraging or permitting an athlete to return to play pre-maturely following a serious injury (e.g., a concussion) and without the clearance of a medical professional;
 - f. Prescribing dieting or other weight-control methods (e.g., weigh-ins, caliper tests) without regard for the nutritional well-being and health of athlete.
2. Non-contact offenses. Behaviors that include:
 - a. Isolating an athlete in a confined space (e.g., locking an athlete in a small space);
 - b. Forcing an athlete to assume a painful stance or position for no athletic purpose (e.g. requiring an athlete to kneel on a harmful surface);
 - c. Withholding, recommending against or denying adequate hydration, nutrition, medical attention or sleep.

Note: Bullying, harassment and hazing, defined below, often involve some form of physical misconduct.

Sexual Misconduct

1. Any touching or non-touching sexual interaction that is (a) nonconsensual or forced, (b) coerced or manipulated, or (c) perpetrated in an aggressive, harassing, exploitative or threatening manner;
2. Any sexual interaction between an athlete and an individual with evaluative, direct or indirect authority. Such relationships involve an imbalance of power and are likely to impair judgment or be exploitative; or
3. Any act or conduct described as sexual abuse or misconduct under federal or state law (e.g. sexual abuse, sexual exploitation, rape)

Note: An imbalance of power is always assumed between a coach and an athlete.

Types of sexual misconduct include:

1. Sexual assault,
2. Sexual harassment,
3. Sexual abuse, or
4. Any other sexual intimacies that exploit an athlete. Minors cannot consent to sexual activity with an adult, and all sexual interaction between an adult and a minor is strictly prohibited.

Exceptions

None

Examples

Examples of sexual misconduct prohibited under this Policy include, without limitation:

1. Touching offenses. Behaviors that include:
 - a. Fondling an athlete's breasts or buttocks
 - b. Exchange of reward in sport (e.g., team placement, scores, feedback) for sexual favors
 - c. Genital contact
 - d. Sexual relations or intimacies between persons in a position of trust, authority and/or evaluative and supervisory control over athletes or other sport participants.
2. Non-touching offenses. Behaviors that include:
 - a. A coach discussing his or her sex life with an athlete
 - b. A coach asking an athlete about his or her sex life
 - c. Coach requesting or sending a nude or partial-dress photo to athlete
 - d. Exposing athletes to pornographic material
 - e. Sending athletes sexually explicit or suggestive electronic or written messages or photos (e.g. "sexting")
 - f. Deliberately exposing an athlete to sexual acts
 - g. Deliberately exposing an athlete to nudity (except in situations where locker rooms and changing areas are shared)
 - h. Sexual harassment; specifically, the sexual solicitation, physical advances, or verbal or nonverbal conduct that is sexual in nature, and
 - i. Is unwelcome, offensive or creates a hostile environment, and the offending individual knows or is told this
 - ii. Is sufficiently severe or intense to be harassing to a reasonable person in the context.

Education and Training

Child Abuse and Misconduct Awareness

Our policies and procedures require staff members and/or volunteers to report abuse, misconduct and violations of its Safety Handbook. To do so, staff members and/or volunteers should have a basic understanding of sexual abusers, as well as “grooming,” the most common strategy offenders use to seduce their victims. Using a combination of attention, affection and gifts, offender’s select a child, win the child’s trust (and the trust of the child’s parent or guardian), manipulate the child into sexual activity, and keep the child from disclosing abuse.

Accordingly, staff members and/or volunteers must complete an awareness-training course concerning misconduct in sport before performing services for Elmer Little League. Misconduct in sport includes:

- Bullying
- Harassment
- Hazing
- Emotional misconduct
- Physical misconduct, and
- Sexual misconduct, including child sexual abuse

Go to <http://training.teamusa.org/> register and create an account, click on store to start your training, select SafeSport, add to the bag, checkout, activate, then launch the course. Once complete print out the certificate and turn it into the league prior to opening day.

Staff members, coaches and/or volunteers must successfully complete the training and the quiz after the test.

Those staff members, coaches and/or volunteers who are required to take awareness training will take athlete awareness training every two (2) years, or 30 day(s) before they have contact with athletes.

Concussion Awareness in Youth Sports

Heads Up: Concussion in Youth Sports is a free, online course available to coaches, parents, and others helping to keep athletes safe from concussion. It features interviews with leading experts, dynamic graphics and interactive exercises, and compelling storytelling to help you recognize a concussion and know how to respond if you think that your athlete might have a concussion.

Once you complete the training and quiz, you can print out a certificate, making it easy to show your league you are ready for the season.

This course will help you:

- Understand a concussion and the potential consequences of this injury,
- Recognize concussion signs and symptoms and how to respond,
- Learn about steps for returning to activity (play and school) after a concussion, and
- Focus on prevention and preparedness to help keep athletes safe season-to-season.

We can help athletes stay active and healthy by knowing the facts about concussion and when it is safe for athletes to return to play.

Go to http://www.cdc.gov/concussion/headsup/online_training.html

At the end of the training, you will be able to print one or more copies and/or save an electronic version of your certificate of completion to your desktop. In order to print your certificate of completion, please use the print button found within the training. You will not be able to print the certificate using your tool bar or keyboard. While this training does run on smart phones and tablets, a printer connection or a PDF writer is needed to print your certificate of completion.

Staff members, coaches and/or volunteers must successfully complete the training and the quiz after the test.

Those staff members and/or volunteers who are required to take concussion training will take concussion training every two (2) years, or 30 day(s) before they have contact with athletes.

Turn this in to the league prior to Opening Day.

NAYS Volunteer Coaches' Training

Volunteer coaches are the backbone of youth sports in America. Without the thousands of parents signing up to coach youth sports every season, the youth sports world would come to a screeching halt!

The question is who are these volunteers? Are they an ex-high school or college athlete trying to re-live their sports experiences? Are they a parent of a reluctant child trying to give their child the same great experience that they had as a child? Or are they the mother or father of a child who was told, "If you don't volunteer, we don't have enough coaches!"

The truth is that all of these scenarios are pretty likely in the average volunteer-based youth sports league. That's why in 1981 NAYS developed the National Youth Sports Coaches Association - to help educate those volunteers to become the best youth sport coaches that they can be.

Overview - National Youth Sports Coaches Association

The National Youth Sports Coaches Association (NYSCA) is a membership organization and the most widely used volunteer coach training program in the nation, having trained more than 2.5 million coaches since its inception in 1981. More than 3,000 community-based agencies and organizations have offered this opportunity.

The NYSCA volunteer coach training program is designed to sensitize volunteer coaches to their responsibilities and hold them accountable to a strict Code of Conduct defined by the NYSCA.

CLINIC FORMAT AND CONTENT

The first part of an NYSCA clinic is to view the *Coaching Youth Sports* video, which is a universal training video for all youth sports coaches, regardless of the sport he/she is coaching. The *Coaching Youth Sports* video covers topics such as:

- Psychology of Coaching Youth Sports
- Working with Kids with Special Challenges
- Tips to Teaching and Communication
- Parents as Partners
- Child Abuse in Youth Sports
- Injury Prevention
- Hydration

After the *Coaching Youth Sports* video, all coaches then view a baseball or softball specific video.

At the end of each NYSCA clinic, coaches must (1) pass an exam that tests their understanding of the information conveyed in the clinic and (2) sign a pledge committing them to uphold the NYSCA Coaches' [Code of Ethics](#). NYSCA holds coaches fully accountable to the standards set by the Code.

How It Works

Initial Level Membership

To become members of the National Youth Sports Coaches Association, volunteer coaches must complete the NYSCA clinic. There are two options for completing the NYSCA clinic:

1. **Live/On-site Clinic:** Volunteer coaches can attend a live on-site clinic conducted through a local NAYS chapter.
2. **Online Clinic:** Volunteer coaches may also complete the NYSCA clinic online.

Both the live/on-site and online clinics require coaches to participate in an interactive video training, successfully complete an exam and sign a pledge committing them to uphold the NYSCA Code of Ethics. The membership fee for the both the live and online clinic is \$20 per coach and is valid for one year.

Initial Level Membership Benefits

Coaches who successfully complete the Initial Level Membership training, whether at a live on-site clinic or online, will automatically receive:

- Access to the free NYSCA Concussion Training program which covers the legal requirement to coach in many states
- \$1,000,000 liability insurance policy
- High quality membership card with key tag
- Youth Sports Journal (issued at clinic)
- A subscription to *SportingKid* Magazine
- E-Newsletter
- Certificate of Completion
- Interactive Clinic

- [Exclusive Corporate Discount/Programs](#)
- NYSCA Online Member Area
 - Add additional sports to membership
 - Renew membership online
 - Review/print sport specific drills
 - Communicate with players and parents
 - Review past issues of SportingKid magazine
 - Participate in sport specific volunteer coaching blogs
 - My coach rating page
 - Much more...

Go to <http://www.nays.org/nyscaonline/>

All coaches must successfully complete the training and the quiz after the test.

Those staff members and/or volunteers who are required to take concussion training will take NAYS training every two (2) years, or 30 day(s) before they have contact with athletes.

Turn the certification and signed Code of Ethics in to the league prior to Opening Day.

2023 Elmer Little League Coaches and Volunteers

The following individuals have completed a Little League volunteer form and had their names checked against the New Jersey Sex Offender Internet Registry using Little League International's JDP criminal-history search engine. All coaches are also required to complete the Rutgers University Youth Sports Research Council safety-training clinic at their own expense. The former is completed each year, the latter is completed once in a coach's career.

ADERHOLDT, DAVID GABRIEL
AHRENS, STEVEN WAYNE
AINSLIE, THOMAS B.
AINSLIE, THOMAS B.
ARIAS, GABRIEL URIAH
BAIR, JUSTIN K.
BANCROFT, BETSY N.
BLACK, JOSEPH RICHARD
BLUM, REBECCA GANTZ
BRUNNER, LOUIS J.
BUMPUS, ROBERT SHAWN
BURNHAM, COLLIN ARTHUR
BURNHAM, MELISSA S.
BURT, BRIAN S.
BURT, TAMMY LYNN
CARVO, KRISTIE LYN
CHYZANOWSKI, CHRISTINA MARIE
COBUCCI, GIOVANNA
COMPARRI, HEATHER CANDICE
COMPARRI, JOSEPH ANTHONY
COSLOP, LINDSEY
CRISPIN, DALE S.
CUSHANE, THOMAS ANDREW
D'AGOSTINO, ANTHONY JOSEPH
DELANEY, WILLIAM ANTHONY
ELLIOTT, PATRICIA ANN
FLOOD, MICHAEL FRANCIS
FOUGERAY, DAN PATRICK

FRETT, ADAM DAVID
FRETT, CHERYL ANN
GARRISON, JIM R.
GOVE, LISA MARIE
HOWLE, MICHAEL LEE
HUGHES JR, CRAIG
JAGO, KATHARINE M.
JERBAS, ANTHONY DAVID
JERBAS, JACQUELINE L.
KAPPELER, WALTER JOHN
KNIGHT, AARON MATTHEW
KNIGHT, JULIE NICOLE
LANDI, ADAM CHRISTOPHER
LATONA, JOHN F.
LONGO, DONALD ROSARIO
MALTMAN, KEVIN SHAWN
MARINO, GARY FRANK
MARSHALL, MARK SAMUEL
MELON, LINDSAY M.
MOFFETT, JAIME WIDJESKOG
MONTOLA, FERNANDO
NEGRON, FELIPE
NEWSOME, JARED WAYNE
ORZECZOWSKI, BRITTANY NICOLE
PAPIANO, HENRY SAMUEL
PARKS, JAMES FRANKLIN
PATRICK, GARY ANDREW
PERELLA, GREGORY NORMAN

PERNICE, MATTHEW JOSEPH
PINO, PETER MATTHEW
PINO, TONI MARIE
PODEHL, DANIEL E.
PRATT, BILL JOHN
PRICE, GARY
QUAM, ELIZABETH AAGOT
REHM, BRIAN J.
SANTIAGO, ANGEL MANUEL
SHIMP, JAMES ALAN
SICKLER, DONICA ANN
SIEMINSKI, SCOTT W.
STOFFELS, LOUIS WILLIAM
TALARICO, ERIN KATHLEEN
TALARICO, KEVIN PATRICK
THOMAS, APRIL LYNN
TIMBERMAN, BURROUGHS WAMSLEY
TIMBERMAN, TANYA JEN
VALVER, JOE B.
VALVER, LAURA ASHLEY
VIRGA, MICHAEL
VOLOV, MIRANDA J.
WEIDMAN, THOMAS G.
WEIDMAN, LAURA A.
ZEAK, NICHOLAS JAMES

FORMS and POSTERS

Little League® Volunteer Application – 2023

Do not use forms from past years. Use extra paper to complete if additional space is required.

This volunteer application should only be used if a league is manually entering information into JDP or an outside background check provider that meets the standards of Little League Regulations 1(c)9. THIS FORM SHOULD NOT BE COMPLETED IF A LEAGUE IS UTILIZING THE JDP QUICKAPP. Visit LittleLeague.org/local89-check for more information.

A COPY OF VALID GOVERNMENT ISSUED PHOTO IDENTIFICATION MUST BE ATTACHED TO COMPLETE THIS APPLICATION.

All RED fields are required.

Name _____ _____ _____ Date _____

First Middle Name or Initial Last

Address _____

City _____ State _____ Zip _____

Social Security # (mandatory) _____

Cell Phone _____ Business Phone _____

Home Phone: _____ E-mail Address: _____

Date of Birth _____

Occupation _____

Employer _____

Address _____

Special professional training, skills, hobbies: _____

Community affiliations (Clubs, Service Organizations, etc.): _____

Previous volunteer experience (including baseball/softball and year): _____

1. Do you have children in the program? _____ ☐ Yes ☐ No
If yes, list full name and what level? _____

2. Special Certification (CPR, Medical, etc.)? If yes, list: _____ ☐ Yes ☐ No

3. Do you have a valid driver's license? _____ ☐ Yes ☐ No
Driver's License#: _____ State _____

4. Have you ever been charged with, convicted of, plead no contest, or guilty to any crime(s) involving or against a minor, or of a sexual nature? _____ ☐ Yes ☐ No
If yes, describe each in full: _____
[If volunteer answered yes to Question 4, the local league must contact Little League International.]

5. Have you ever been convicted of or plead no contest or guilty to any crime(s)? _____ ☐ Yes ☐ No
If yes, describe each in full: _____
[Answering yes to Question 5, does not automatically disqualify you as a volunteer.]

6. Do you have any criminal charges pending against you regarding any crime(s)? _____ ☐ Yes ☐ No
If yes, describe each in full: _____
[Answering yes to Question 6, does not automatically disqualify you as a volunteer.]

7. Have you ever been refused participation in any other youth programs and/or listed on any youth organization ineligible list? _____ ☐ Yes ☐ No
If yes, explain: _____
[If volunteer answered yes to Question 7, the local league must contact Little League International.]

In which of the following would you like to participate? (Check one or more)

☐ League Official ☐ Umpire ☐ Manager ☐ Concession Stand
☐ Coach ☐ Field Maintenance ☐ Scorekeeper ☐ Other _____

Please list three references, at least one of which has knowledge of your participation as a volunteer in a youth program:

Name/Phone _____

IF YOU LIVE IN A STATE THAT REQUIRES A SEPARATE BACKGROUND CHECK BY LAW, PLEASE ATTACH A COPY OF THAT STATE'S BACKGROUND CHECK. FOR MORE INFORMATION ON STATE LAWS, VISIT OUR WEBSITE: littleleague.org/89stateslaws

AS A CONDITION OF VOLUNTEERING, I give permission for the Little League organization to conduct background check(s) on me now and as long as I continue to be active with the organization, which may include a review of sex offender registries (some of which contain name-only searches which may result in a report being generated that may or may not be me), child abuse and criminal history records. I understand that, if appointed, my position is conditional upon the league receiving no inappropriate information on my background. I hereby release and agree to hold harmless from liability the local Little League, Little League Baseball, Incorporated, the officers, employees and volunteers thereof, or any other person or organization that may provide such information. I also understand that, regardless of previous appointments, Little League is not obligated to appoint me to a volunteer position. If appointed, I understand that, prior to the expiration of my term, I am subject to suspension by the President and removal by the Board of Directors for violation of Little League policies or principles.

Applicant Signature _____ Date _____

If Minor/Parent Signature _____ Date _____

Applicant Name (please print or type) _____

NOTE: The local Little League and Little League Baseball, Incorporated will not discriminate against any person on the basis of race, creed, color, national origin, marital status, gender, sexual orientation or disability.

LOCAL LEAGUE USE ONLY:

Background check completed by league officer _____ on _____

System(s) used for background check (minimum of one must be checked):

Review the Little League Regulation 1(c)9 for all background check requirements

☐ JDP (includes review of the U.S. Center of SafeSport's Centralized Disciplinary Database and Little League International Ineligible/Suspended List) _____ **OR**

☐ National Criminal Database check ☐ U.S. Center of SafeSport's Centralized Disciplinary Database and Little League International Ineligible/Suspended List

☐ National Sex Offender Registry ☐ U.S. Center of SafeSport's Centralized Disciplinary Database and Little League International Ineligible/Suspended List

*Please be advised that if you use JDP and there is a name match in the few states where only name match searches can be performed you should notify volunteers that they will receive a letter or email directly from JDP in compliance with the Fair Credit Reporting Act containing information regarding all the criminal records associated with the name, which may not necessarily be the league volunteer.

Only attach to this application copies of background check reports that reveal convictions of this application.

Last updated: 1/4/23

Sample Volunteer Application (Background Check Form)

Source: <https://www.littleleague.org/downloads/volunteer-application/>

Elmer Little League requires all volunteers to complete a volunteer form annually (including government-issued Social Security Number) so that the Elmer Little league can conduct a criminal background check through the JDP National Criminal File database.

Elmer Little League Safety Procedures

Coaches' Guide to Emergency Safety Procedures

Pre-Game:

1. Home team prepares the field for the game. Lines the field and inserts the bases.
2. Check field condition before each game. Don't play on a field that is not safe.
3. Games or practices should not be held when weather conditions are not good.
4. Check equipment before each game. Don't play with unsafe equipment.
5. Have medical release forms with the team at all times.

During Game:

1. Be sure your players are fully equipped at all times, especially catchers and batters.
2. All catchers must wear a catcher's helmet with mask & throat protector, shin guards, chest protector. Boys' catchers only **must** wear a protective supporter. It is recommended all baseball players wear a protective supporter.
3. There is no on-deck circle for levels major league and below. Players are **not** allowed to have a bat in their hand while waiting for their turn to bat.
4. Batters should wear a **well-fitted**, NOCSAE approved helmet.

Post-Game:

1. Visiting team for baseball (home team for softball) rakes the infield, home plate area and pitchers mound.

Each team cleans up their dugout and surrounding area.

Other Safety Concerns:

- Report all hazardous conditions to Elmer Little League Safety officer or League President immediately.

This is by no means all of the safety procedures. Please refer to the Elmer Little League Safety Plan for the entire Safety Guide.

In case of medical emergency, coaches should:

1. Give first aid and have someone call 911 immediately if an ambulance is necessary (i.e. severe injury, neck or head injury, not breathing - error on side of caution).
2. If a child needs to be taken to the hospital, send his/her medical form along with the child.
3. Notify parents immediately if they are not at scene.
4. Notify safety officer by phone within 24 hours.
5. Talk to your team about the situation if it involves them. Often players are upset and worried when another player is injured. They need to feel safe and understand why the injury occurred.
6. Talk to any Elmer Little League official you feel will be helpful (i.e. League Safety Officer, Player Agent, or League President).
7. Little League insurance is supplemental to the parent's insurance policy. Claims must be filed with the help of the League Safety Officer. Forms are available on the web site.

Emergency Phone Numbers:

1. Call 911, if you have an emergency.
2. Refer to the medical form for other phone numbers and information about the player.

Elmer Hospital: (856) 363-1000

Fire Department: 9-1-1

Fire Depart. Non-Emergency: (856) 358-4041

Police Emergency: 9-1-1

Police Non-Emergency: (856) 358-3355

Important numbers:

President: Anthony D'Agostino (856) 558-2602

VP Softball: Dale Crispin (856) 803-3188

VP Baseball: Adam Frett (856) 379-7176

Safety Officer: Thomas Cushane (856) 371-6253

Tips for Sport Clubs and Coaches

Parent Communications

Engagement between parents and athletes is an important component of monitoring travel to competitions. It helps athletes to feel safe and connected and provides another level of oversight. Clubs can encourage parent involvement by promoting transparency through information sharing and access to athletes. The goal is to maintain open lines of communication between parents and their children.

Tips to Consider

- #1 - Provide parents with the cell phone numbers for all of the adults on the trip for emergency contact as well as information for all hotels and venues.
- #2 - Encourage athletes to use their cell phones and other forms of electronic communication during trips and encourage them to send information to their parents—especially regular updates from the road and changes to schedules.
- #3 - Dedicate times for athletes to contact their parents and provide a team cell phone for athletes who don't have their own cell phone.
- #4 - Provide a detailed travel itinerary including times and progress (such as reaching the airport/hotel, etc.) as well as the times of practice and competition.
- #5 - Establish an e-mail and text group for broadcasting information to parents as a group and set a schedule for broadcasting travel progress to parents.
- #6 - Communicate information in line with travel and communication policies. For example, administrators can list travel groupings and assigned chaperones to let parents know that procedures are being followed.
- #7 - Create a social media platform group for parents using Google+, Skype, Facebook or other channels to enable video and online communications at the team hotel.



SAFESPORT
Where your game plan starts

Asthma Emergency Signs

Seek Emergency Care If A Child Experiences Any Of The Following:

- + Child's wheezing or coughing does not improve after taking medicine (15-20 minutes for most asthma medications)**
- + Child's chest or neck is pulling in while struggling to breathe**
- + Child has trouble walking or talking**
- + Child stops playing and cannot start again**
- + Child's fingernails and/or lips turn blue or gray**
- + Skin between child's ribs sucks in when breathing**

Asthma is different for every person.

The "Asthma Emergency Signs" above represent general emergency situations as per the National Asthma Education and Prevention Program 1997 Expert Panel Report.

If you are at all uncertain of what to do in case of a breathing emergency...

Call 9-1-1 and the child's parent/guardian!

Michigan Asthma Steering Committee of the Michigan Department of Community Health

(From the Grandville, Mich., Little League 2001 Safety Plan)

Kids Aren't Cargo



Keep'em Safe! Kids Aren't Cargo!

- Motor vehicle crashes are the leading cause of death for children 5-15 years of age. Kids should ride in the back seat with seat belts fastened.
- Children riding in the beds of trucks have no safety restraining devices to protect them in case of an accident.
- Passengers who are ejected from a vehicle are three times more likely to die than those who remain in the vehicle.

* Information from the National Highway Traffic Safety Administration

© 1994 Musco Lighting, Inc. and Little League Baseball, Inc.

Don't Swing It

...Until You're Up to the Plate!



(Photos from North Scott, Iowa, Little League)

Don't let this happen to you, or to a teammate.

REMEMBER:

Don't pick up your bat until you leave the dugout, to approach the plate.

RULE 1.08, Notes

"1. The on-deck position is not permitted in Tee Ball, Minor League or Little League (Majors) Division. 2. Only the first batter of each half-inning will be allowed outside the dugout between the half-innings in Tee Ball, Minor League or Little League (Majors) Division."

Drink Before You're Thirsty



**WHEN IT'S HOT,
DRINK BEFORE
YOU'RE THIRSTY.**

© 1996 Little League Baseball® and Musco Lighting, Inc.

Drinking Guidelines For Hot Day Activities

Before: Drink 8 oz. immediately before exercise

During: Drink at least 4 oz. every 20 minutes

After: Drink 16 oz. for every pound of weight lost

Dehydration signs: Fatigue, flushed skin, light-headed

What to do: Stop exercising, get out of sun, drink

Severe signs: Muscle spasms, clumsiness, delirium

Heads Up Concussion



SIGNS AND SYMPTOMS

These signs and symptoms may indicate that a concussion has occurred.

SIGNS OBSERVED BY COACHING STAFF

Appears dazed or stunned
Is confused about assignment or position
Forgets sports plays
Is unsure of game, score, or opponent
Moves clumsily
Answers questions slowly
Loses consciousness (even briefly)
Shows behavior or personality changes
Can't recall events prior to hit or fall
Can't recall events after hit or fall

SYMPTOMS REPORTED BY ATHLETE

Headache or "pressure" in head
Nausea or vomiting
Balance problems or dizziness
Double or blurry vision
Sensitivity to light
Sensitivity to noise
Feeling sluggish, hazy, foggy, or groggy
Concentration or memory problems
Confusion
Does not "feel right"

ACTION PLAN

If you suspect that a player has a concussion, you should take the following steps:

1. Remove athlete from play.
2. Ensure athlete is evaluated by an appropriate health care professional. Do not try to judge the seriousness of the injury yourself.
3. Inform athlete's parents or guardians about the known or possible concussion and give them the fact sheet on concussion.
4. Allow athlete to return to play **only** with permission from an appropriate health care professional.

It's better to miss one game than the whole season.

For more information and to order additional materials **free-of-charge**, visit:
www.cdc.gov/ConcussionInYouthSports

July 2007

U.S. DEPARTMENT OF HEALTH AND HUMAN SERVICES
 CENTERS FOR DISEASE CONTROL AND PREVENTION






HAVE YOU:

- ✓ **Walked field for debris/foreign objects**
- ✓ **Inspected helmets, bats, catchers' gear**
- ✓ **Made sure a First Aid kit is available**
- ✓ **Checked conditions of fences, backstops, bases and warning track**
- ✓ **Made sure a working telephone is available**
- ✓ **Held a warm-up drill**

Keep It Clean!



REMEMBER:

**Use good sportsmanship on the field,
even to your language.**

Regulation XIV – Field Decorum

- a) “The actions of players, managers, coaches, umpires and league officials must be above reproach . . .”
- b) “The use of tobacco and alcoholic beverages in any form is prohibited on the playing field, benches or dugouts.”

Copy and post at dugouts.

Coach, Please Let Players Catch!



REMEMBER:


Coaches and managers must not warm up pitchers. Let Players Catch.

RULE 3.09

“...Managers or coaches must not warm up a pitcher at home plate or in the bull pen or elsewhere at any time. They may, however, stand to observe a pitcher during warm-up in the bull pen.”

6 March 2003

If You See It, Flee It; If You Hear It, Clear It



REMEMBER:

- **Track approaching storms the best way possible: Internet radar websites, dedicated storm warning system at field, or other storm warnings**
- **Evacuate fields when storms are about 10 miles away: Have players and spectators go to enclosed building or to cars with windows rolled up**
- **Clear fields immediately after thunder has been heard or lightning seen!**

PLEASE WAIT!

- **Wait 30 minutes before returning to play after last sign of lightning activity in your area**
- **Cars shouldn't leave until the game is called, so all players can be accounted for**

Guidelines from the National Oceanic and Atmospheric Administration's (NOAA) National Weather Service

Copy and post at dugouts.

Little League Baseball and Softball Accident Notification Form



LITTLE LEAGUE® BASEBALL AND SOFTBALL ACCIDENT NOTIFICATION FORM INSTRUCTIONS

Send Completed Form To:
Little League® International
539 US Route 15 Hwy, PO Box 3485
Williamsport PA 17701-0485
Accident Claim Contact Numbers:
Phone: 570-327-1674 Fax: 570-326-9280

Accident & Health (U.S.)

1. This form must be completed by parents (if claimant is under 19 years of age) and a league official and forwarded to Little League Headquarters within 20 days after the accident. A photocopy of this form should be made and kept by the claimant/parent. Initial medical/dental treatment must be rendered within 30 days of the Little League accident.
2. Itemized bills including description of service, date of service, procedure and diagnosis codes for medical services/supplies and/or other documentation related to claim for benefits are to be provided within 90 days after the accident date. In no event shall such proof be furnished later than 12 months from the date the medical expense was incurred.
3. When other insurance is present, parents or claimant must forward copies of the Explanation of Benefits or Notice/Letter of Denial for each charge directly to Little League Headquarters, even if the charges do not exceed the deductible of the primary insurance program.
4. Policy provides benefits for eligible medical expenses incurred within 52 weeks of the accident, subject to Excess Coverage and Exclusion provisions of the plan.
5. **Limited** deferred medical/dental benefits may be available for necessary treatment incurred after 52 weeks. Refer to insurance brochure provided to the league president, or contact Little League Headquarters within the year of injury.
6. Accident Claim Form must be fully completed - including Social Security Number (SSN) - for processing.

League Name			League I.D.		
Name of Injured Person/Claimant		SSN	Date of Birth (MM/DD/YY)		Age
					Sex <input type="checkbox"/> Female <input type="checkbox"/> Male
Name of Parent/Guardian, if Claimant is a Minor			Home Phone (Inc. Area Code)		Bus. Phone (Inc. Area Code)
			() ()		() ()
Address of Claimant			Address of Parent/Guardian, if different		

The Little League Master Accident Policy provides benefits in **excess** of benefits from other insurance programs subject to a \$50 deductible per injury. "Other insurance programs" include family's personal insurance, student insurance through a school or insurance through an employer for employees and family members. Please **CHECK** the appropriate boxes below. If YES, follow instruction 3 above.

Does the insured Person/Parent/Guardian have any insurance through:

Employer Plan	<input type="checkbox"/> Yes <input type="checkbox"/> No	School Plan	<input type="checkbox"/> Yes <input type="checkbox"/> No
Individual Plan	<input type="checkbox"/> Yes <input type="checkbox"/> No	Dental Plan	<input type="checkbox"/> Yes <input type="checkbox"/> No

Date of Accident	Time of Accident	Type of Injury
	<input type="checkbox"/> AM <input type="checkbox"/> PM	

Describe exactly how accident happened, including playing position at the time of accident:

Check all applicable responses in **each** column:

<input type="checkbox"/> BASEBALL	<input type="checkbox"/> CHALLENGER (4-18)	<input type="checkbox"/> PLAYER	<input type="checkbox"/> TRYOUTS	<input type="checkbox"/> SPECIAL EVENT (NOT GAMES)
<input type="checkbox"/> SOFTBALL	<input type="checkbox"/> T-BALL (4-7)	<input type="checkbox"/> MANAGER, COACH	<input type="checkbox"/> PRACTICE	<input type="checkbox"/> SPECIAL GAME(S)
<input type="checkbox"/> CHALLENGER	<input type="checkbox"/> MINOR (6-12)	<input type="checkbox"/> VOLUNTEER UMPIRE	<input type="checkbox"/> SCHEDULED GAME	(Submit a copy of your approval from Little League Incorporated)
<input type="checkbox"/> TAD (2ND SEASON)	<input type="checkbox"/> LITTLE LEAGUE (9-12)	<input type="checkbox"/> PLAYER AGENT	<input type="checkbox"/> TRAVEL TO	
	<input type="checkbox"/> INTERMEDIATE (50/70) (11-13)	<input type="checkbox"/> OFFICIAL SCOREKEEPER	<input type="checkbox"/> TRAVEL FROM	
	<input type="checkbox"/> JUNIOR (12-14)	<input type="checkbox"/> SAFETY OFFICER	<input type="checkbox"/> TOURNAMENT	
	<input type="checkbox"/> SENIOR (13-16)	<input type="checkbox"/> VOLUNTEER WORKER	<input type="checkbox"/> OTHER (Describe)	
	<input type="checkbox"/> BIG (14-18)			

I hereby certify that I have read the answers to all parts of this form and to the best of my knowledge and belief the information contained is complete and correct as herein given.

I understand that it is a crime for any person to intentionally attempt to defraud or knowingly facilitate a fraud against an insurer by submitting an application or filing a claim containing a false or deceptive statement(s). See Remarks section on reverse side of form.

I hereby authorize any physician, hospital or other medically related facility, insurance company or other organization, institution or person that has any records or knowledge of me, and/or the above named claimant, or our health, to disclose, whenever requested to do so by Little League and/or National Union Fire Insurance Company of Pittsburgh, Pa. A photostatic copy of this authorization shall be considered as effective and valid as the original.

Date	Claimant/Parent/Guardian Signature (In a two parent household, both parents must sign this form.)
Date	Claimant/Parent/Guardian Signature

For Residents of California:

Any person who knowingly presents a false or fraudulent claim for the payment of a loss is guilty of a crime and may be subject to fines and confinement in state prison.

For Residents of New York:

Any person who knowingly and with the intent to defraud any insurance company or other person files an application for insurance or statement of claim containing any materially false information, or conceals for the purpose of misleading, information concerning any fact material thereto, commits a fraudulent insurance act, which is a crime, and shall also be subject to a civil penalty not to exceed five thousand dollars and the stated value of the claim for each such violation.

For Residents of Pennsylvania:

Any person who knowingly and with intent to defraud any insurance company or other person files an application for insurance or statement of claim containing any materially false information or conceals for the purpose of misleading, information concerning any fact material thereto commits a fraudulent insurance act, which is a crime and subjects such person to criminal and civil penalties.

For Residents of All Other States:

Any person who knowingly presents a false or fraudulent claim for payment of a loss or benefit or knowingly presents false information in an application for insurance is guilty of a crime and may be subject to fines and confinement in prison.

PART 2 - LEAGUE STATEMENT (Other than Parent or Claimant)

Name of League	Name of Injured Person/Claimant	League I.D. Number
Name of League Official		Position in League
Address of League Official		Telephone Numbers (Inc. Area Codes) Residence: () Business: () Fax: ()
Were you a witness to the accident? <input type="checkbox"/> Yes <input type="checkbox"/> No Provide names and addresses of any known witnesses to the reported accident.		

Check the boxes for all appropriate items below. At least one item in each column must be selected.

POSITION WHEN INJURED	INJURY	PART OF BODY	CAUSE OF INJURY
<input type="checkbox"/> 01 1ST	<input type="checkbox"/> 01 ABRASION	<input type="checkbox"/> 01 ABDOMEN	<input type="checkbox"/> 01 BATTED BALL
<input type="checkbox"/> 02 2ND	<input type="checkbox"/> 02 BITES	<input type="checkbox"/> 02 ANKLE	<input type="checkbox"/> 02 BATTING
<input type="checkbox"/> 03 3RD	<input type="checkbox"/> 03 CONCUSSION	<input type="checkbox"/> 03 ARM	<input type="checkbox"/> 03 CATCHING
<input type="checkbox"/> 04 BATTER	<input type="checkbox"/> 04 CONTUSION	<input type="checkbox"/> 04 BACK	<input type="checkbox"/> 04 COLLIDING
<input type="checkbox"/> 05 BENCH	<input type="checkbox"/> 05 DENTAL	<input type="checkbox"/> 05 CHEST	<input type="checkbox"/> 05 COLLIDING WITH FENCE
<input type="checkbox"/> 06 BULLPEN	<input type="checkbox"/> 06 DISLOCATION	<input type="checkbox"/> 06 EAR	<input type="checkbox"/> 06 FALLING
<input type="checkbox"/> 07 CATCHER	<input type="checkbox"/> 07 DISMEMBERMENT	<input type="checkbox"/> 07 ELBOW	<input type="checkbox"/> 07 HIT BY BAT
<input type="checkbox"/> 08 COACH	<input type="checkbox"/> 08 EPIPHYSES	<input type="checkbox"/> 08 EYE	<input type="checkbox"/> 08 HORSEPLAY
<input type="checkbox"/> 09 COACHING BOX	<input type="checkbox"/> 09 FATALITY	<input type="checkbox"/> 09 FACE	<input type="checkbox"/> 09 PITCHED BALL
<input type="checkbox"/> 10 DUGOUT	<input type="checkbox"/> 10 FRACTURE	<input type="checkbox"/> 10 FATALITY	<input type="checkbox"/> 10 RUNNING
<input type="checkbox"/> 11 MANAGER	<input type="checkbox"/> 11 HEMATOMA	<input type="checkbox"/> 11 FOOT	<input type="checkbox"/> 11 SHARP OBJECT
<input type="checkbox"/> 12 ON DECK	<input type="checkbox"/> 12 HEMORRHAGE	<input type="checkbox"/> 12 HAND	<input type="checkbox"/> 12 SLIDING
<input type="checkbox"/> 13 OUTFIELD	<input type="checkbox"/> 13 LACERATION	<input type="checkbox"/> 13 HEAD	<input type="checkbox"/> 13 TAGGING
<input type="checkbox"/> 14 PITCHER	<input type="checkbox"/> 14 PUNCTURE	<input type="checkbox"/> 14 HIP	<input type="checkbox"/> 14 THROWING
<input type="checkbox"/> 15 RUNNER	<input type="checkbox"/> 15 RUPTURE	<input type="checkbox"/> 15 KNEE	<input type="checkbox"/> 15 THROWN BALL
<input type="checkbox"/> 16 SCOREKEEPER	<input type="checkbox"/> 16 SPRAIN	<input type="checkbox"/> 16 LEG	<input type="checkbox"/> 16 OTHER
<input type="checkbox"/> 17 SHORTSTOP	<input type="checkbox"/> 17 SUNSTROKE	<input type="checkbox"/> 17 LIPS	<input type="checkbox"/> 17 UNKNOWN
<input type="checkbox"/> 18 TO/FROM GAME	<input type="checkbox"/> 18 OTHER	<input type="checkbox"/> 18 MOUTH	
<input type="checkbox"/> 19 UMPIRE	<input type="checkbox"/> 19 UNKNOWN	<input type="checkbox"/> 19 NECK	
<input type="checkbox"/> 20 OTHER	<input type="checkbox"/> 20 PARALYSIS/	<input type="checkbox"/> 20 NOSE	
<input type="checkbox"/> 21 UNKNOWN	<input type="checkbox"/> 21 PARAPLEGIC	<input type="checkbox"/> 21 SHOULDER	
<input type="checkbox"/> 22 WARMING UP		<input type="checkbox"/> 22 SIDE	
		<input type="checkbox"/> 23 TEETH	
		<input type="checkbox"/> 24 TESTICLE	
		<input type="checkbox"/> 25 WRIST	
		<input type="checkbox"/> 26 UNKNOWN	
		<input type="checkbox"/> 27 FINGER	

Does your league use batting helmets with attached face guards? ☐ YES ☐ NO
 If YES, are they ☐ Mandatory or ☐ Optional At what levels are they used?

I hereby certify that the above named claimant was injured while covered by the Little League Baseball Accident Insurance Policy at the time of the reported accident. I also certify that the information contained in the Claimant's Notification is true and correct as stated, to the best of my knowledge.

Date _____ League Official Signature _____

http://www.littleleague.org/Assets/forms_pubs/asap/AccidentClaimForm.pdf

Facility surveys may also be entered online

LITTLE LEAGUE BASEBALL® & SOFTBALL **NATIONAL FACILITY SURVEY**

2023



League Name: Elmer Little League

District #: Three

ID #: 230-03-04

(if needed) ID #: _____

(if needed) ID #: _____

City: Elmer State: New Jersey

President: Anthony D'Agostino Safety Officer: Thomas A. Cushane, Esquire

Address: 1041 Rainbow Circle Address: _____

Address: _____ Address: 228 West Landis Avenue

City: Pittsgrove City: Vineland

State: New Jersey ZIP: 08318 State: New Jersey ZIP: 08360

Phone (work): _____ Phone (work): _____ X

Phone (home): _____ Phone (home): _____

Phone (cell): (856) 558-2602 Phone (cell): (856) 371-6253

Email: anthony@peejays.org Email: tom@cushane.com

PLANNING TOOL FOR FUTURE LEAGUE NEEDS

What are league's plans for improvements?	Indicate number of fields in boxes below.		
	Next 12 mons.	1-2 yrs.	2+ yrs.
a. New fields			
b. Basepath/infield	X		
c. Bases			
d. Scoreboards			
e. Pressbox			
f. Concession stand			
g. Restrooms			
h. Field lighting			
i. Warning track			
j. Bleachers	X		
k. Fencing	X		
l. Bull pens			
m. Dugouts			
n. Other (specify):			

- Please list all fields by name.

[illegible][illegible]

[illegible]

FIELD DIMENSION DATA

Please complete for each field. Use additional space if necessary.

Field No.	Height of outfield fence	Distance from home plate to:				Foul territory distance from:					
		Outfield fence			Back stop	Left field line to fence at:			Right field line to fence at:		
		Left	Center	Right		Home	3rd	Outfield foul pole	Home	1st	Outfield foul pole
1	4	300	320	300	35	32	32	10	32	32	10.5
2	4	200	200	200	15	14	25	0	14	25	0
3	4	143	155	142	10	11	33	10.5	11	31	10
4	4	200	200	200	24	20	20	19.5	20	20	19.5
5	4	200	200	200	25	17	14.5	10.5	18	14.5	7
6	4	270	290	270	18.5	20	23	15	20	23.5	15
7	4	200	200	200	18	19.5	22	10	19.5	23	10
8	4	200	200	200	18	16	17	8	16	17	8
9	5	310	360	310	48	40	39	18.5	42	40	19.5
10	0	N/A	N/A	N/A	18	16.5	N/A	N/A	16	N/A	N/A
11	0	N/A	N/A	N/A	18	16.5	N/A	N/A	16	N/A	N/A
12											
13											
14											
15											
16											
17											
18											
19											
20											

Mailing address:
Little League International
PO Box 3485
Williamsport, PA 17701

Shipping address:
Little League International
539 US Route 15 Hwy.
South Williamsport, PA 17702



Electrical Contractor LLC

80 Broad Street, PO Box 381

Elmer NJ 08318

PH: 856-769-3932 F: 856-769-0228


NJ Lic# 16241

4-11-2023

Elmer Little League
33 Chestnut St
Elmer NJ 08318

To whom it may concern

On April 12th 2023 Eric M Krise Electrical Contractor LLC inspected the light poles at the address above. All light poles are in safe working order. Please feel free to contact us with any questions or concerns.



Respectively submitted
Eric M Krise
NJ Lic # 16241